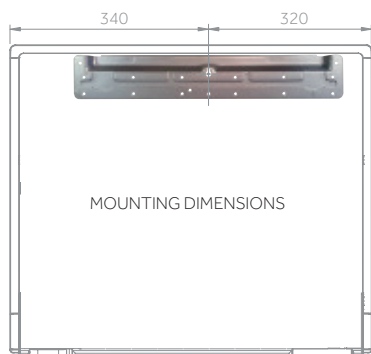
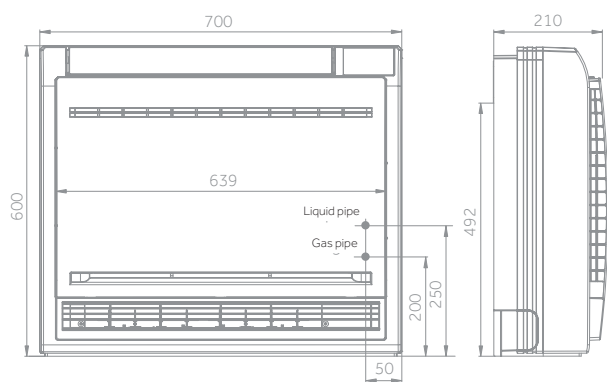


Residential MonoSplit Inverter CONSOLE **NEW**

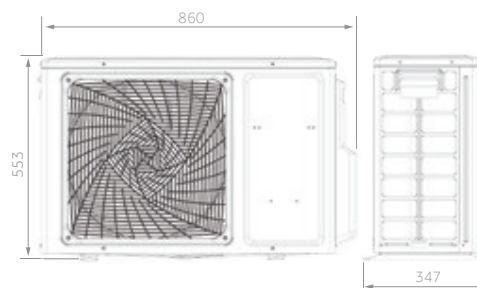


MATT DESIGN: OPAQUE


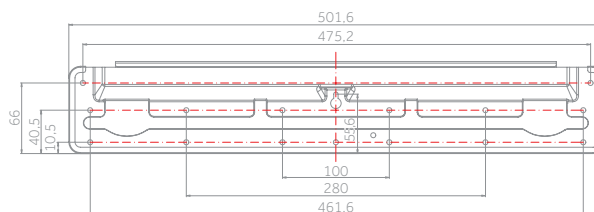
AF25 - AF35 - AF42



1U25 - 1U35 - 1U42



MOUNTING DIMENSIONS



2,5 kW

3,5 kW

4,2 kW

Residential MonoSplit Inverter

CONSOLE NEW

Haier

2,5 kW

3,5 kW

4,2 kW

MONOSPLIT RESIDENTIAL



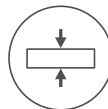
Standard YR-HQS01



Silence



Double Flow



Compact Design



Sleep

NEW



Wi-Fi control integrated



56°C Steri-Clean

- Low noise level
- Double airflow
- Compact design
- Sleep function for greater night time comfort
- Wi-Fi control integrated
- 56°C Steri-Clean

Indoor Unit	Model		AF25S2SD1FA(H)	AF35S2SD1FA(H)	AF42S2SD1FA(H)
Outdoor Unit	Model		1U25S2SM1FA-2	1U35S2SM1FA-2	1U42S2SM1FA
Performance data					
Output power - COOLING	nom (min-max)	kW	2,50 (0,80-3,20)	3,40 (1,00-4,00)	4,20 (1,40-4,50)
Output power - HEATING	nom (min-max)	kW	3,00 (0,80-3,80)	3,50 (1,00-4,50)	4,70 (1,40-5,00)
Absorbed power - COOLING	nom (min-max)	kW	0,65 (0,20-1,30)	0,94 (0,30-1,50)	1,30 (0,50-1,60)
Absorbed power - HEATING	nom (min-max)	kW	0,80 (0,30-1,60)	0,94 (0,50-1,60)	1,50 (0,60-1,90)
Energy class	EER	W/W	3,80	3,60	3,23
	COP	W/W	3,73	3,73	3,11
COOLING Pdesign	35 °C	kW	2,50	3,40	4,20
HEATING Pdesign	(-10 °C)	kW	2,40	2,90	3,20
Energy class	SEER		8,00 (A++)	7,50 (A++)	7,00 (A++)
	SCOP		4,20 (A+)	4,20 (A+)	4,00 (A+)
Annual Energy Consumption - COOLING		kWh/a	107	157	208
Annual Energy Consumption - HEATING		kWh/a	798	962	1115
Indoor Unit					
Power supply		Ph/V/Hz	1/220-240/50/60	1/220-240/50/60	1/220-240/50/60
Treated air volume	(H/M/L/Q)	m ³ /h	450/400/350/300/250	500/450/400/350/300	580/530/480/430/380
High sound power		dB	52	55	58
Sound pressure		dB(A)	40/32/25/20	42/34/26/21	46/37/33/28
Net dimensions	WxDxH	mm	700x210x600	700x210x600	700x210x600
Packaging dimensions	WxDxH	mm	783x303x695	783x303x695	783x303x695
Net/gross weight		kg	16,5/18,5	16,5/18,5	16,5/18,5
Outdoor Unit					
Power supply		Ph/V/Hz	1/220-240/50	1/220-240/50	1/230/50
Power cable		N x mm ²	3 x 1,5	3 x 1,5	3 x 1,5
Interconnection cable		N x mm ²	4 x 1,0	4 x 1,0	4 x 1,0
Sound power	H	dB	59	61	63
Sound pressure	H	dB(A)	47	48	50
Running current cooling/heating	Max	A	8,0	9,5	8,0
Starting current cooling/heating	Max	A	2,0	2,0	2,0
Net dimensions	WxDxH	mm	800x275x553	800x275x553	800x275x553
Packaging dimensions	WxDxH	mm	908x405x625	908x405x625	954x409x625
Net/gross weight		kg	27,6/30,4	30,0/32,9	31,5/34,0
Compressor type			Rotary inverter	Rotary inverter	Rotary inverter
Installation data					
Refrigerant			R32	R32	R32
Liquid pipe	∅	mm (inch)	6,35 (1/4)	6,35 (1/4)	6,35 (1/4)
Gas pipe	∅	mm (inch)	9,52 (3/8)	9,52 (3/8)	9,52 (3/8)
Standard pipe length without refrigerant charge		m	7	7	7
Maximum pipe length		m	15	15	15
Maximum IU - OU elevation		m	10	10	10
Refrigerant charge in the factory		kg	0,63	0,78	0,94
Refrigerant charge in the factory		TCO ₂ eq	0,43	0,53	0,63
Additional ref. charge over std length		g/m	20	20	20
Outdoor operating limits - COOLING	min-max	°C		-10-46	
Outdoor operating limits - HEATING	min-max	°C		-15-24	